



Licensed Practical and Licensed Vocational Nurses in California

Licensed Practical and Licensed Vocational Nurses (SOC 29-2061):

Care for ill, injured, or convalescing patients or persons with disabilities in hospitals, nursing homes, clinics, private homes, group homes, and similar institutions. May work under the supervision of a registered nurse. Licensing required.

Sample of Reported Job Titles:

Licensed Vocational Nurse (LVN)

Licensed Practical Nurse (LPN)

Triage Licensed Practical Nurse (TRIAGE LPN)

Pediatric Licensed Practical Nurse (PEDIATRIC LPN)

Private Duty Nurse

Office Nurse

Licensed Practical Nurse, Clinic Nurse (LPN, Clinic Nurse)

Clinic Nurse

Clinic Licensed Practical Nurse (CLINIC LPN)

Charge Nurse

Related O*NET Occupation:

Licensed Practical and Licensed Vocational Nurses (29-2061.00)

Contents

| | |
|-----------------------------|----|
| What is Emsi Data? | 1 |
| Report Parameters | 2 |
| Executive Summary | 3 |
| Jobs | 4 |
| Compensation | 6 |
| Job Posting Activity | 7 |
| Demographics | 9 |
| Occupational Programs | 12 |

What is Emsi Data?

Emsi data is a hybrid dataset derived from official government sources such as the US Census Bureau, Bureau of Economic Analysis, and Bureau of Labor Statistics. Leveraging the unique strengths of each source, our data modeling team creates an authoritative dataset that captures more than 99% of all workers in the United States. This core offering is then enriched with data from online social profiles, resumes, and job postings to give you a complete view of the workforce.

Emsi data is frequently cited in major publications such as *The Atlantic*, *Forbes*, *Harvard Business Review*, *The New York Times*, *The Wall Street Journal*, and *USA Today*.



Report Parameters

1 Occupation

29-2061 Licensed Practical and Licensed Vocational Nurses

1 State

6 California

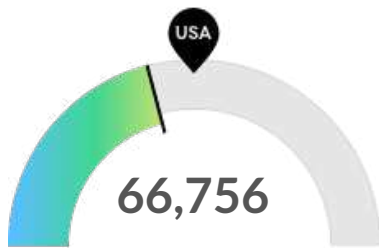
Class of Worker

QCEW Employees and Non-QCEW Employees

The information in this report pertains to the chosen occupation and geographical area.

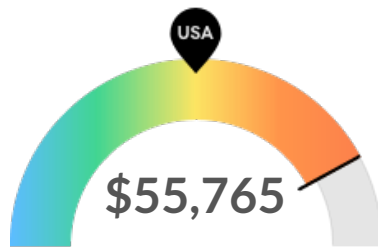
Executive Summary

Light Job Posting Demand Over a Thin Supply of Regional Jobs



Jobs (2018)

California is not a hotspot for this kind of job. The national average for an area this size is 85,389* employees, while there are 66,756 here.



Compensation

Earnings are high in California. The national median salary for Licensed Practical and Licensed Vocational Nurses is \$46,238, compared to \$55,765 here.



Job Posting Demand

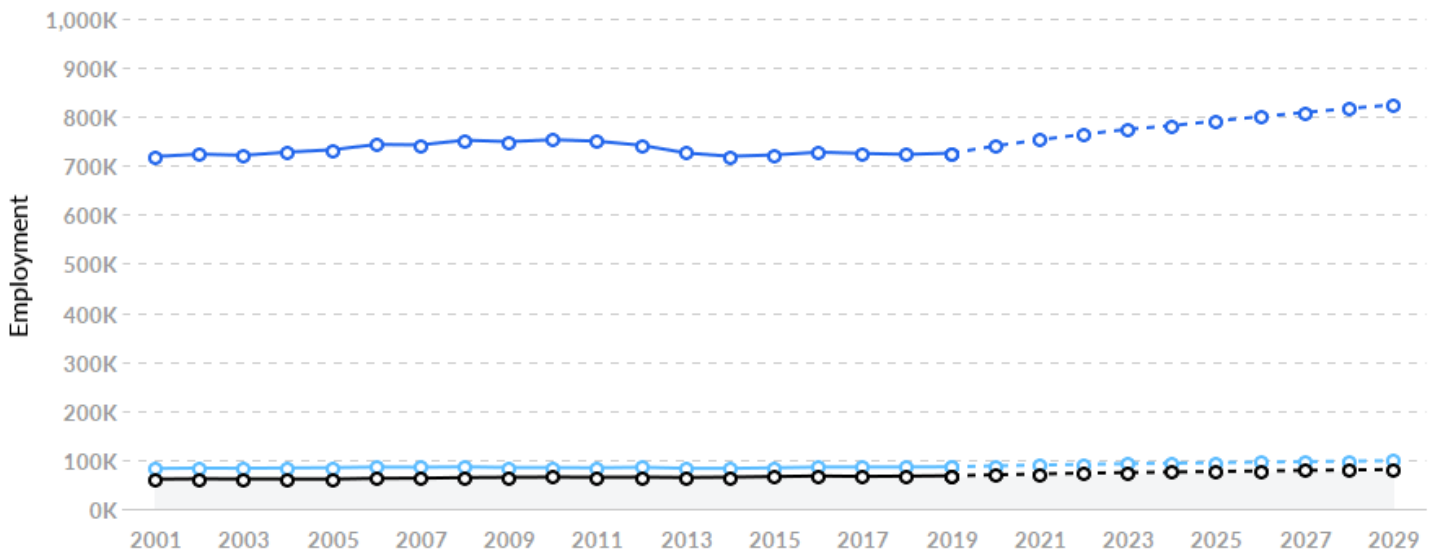
Job posting activity is low in California. The national average for an area this size is 3,053* job postings/mo, while there are 2,016 here.

*National average values are derived by taking the national value for Licensed Practical and Licensed Vocational Nurses and scaling it down to account for the difference in overall workforce size between the nation and California. In other words, the values represent the national average adjusted for region size.

Jobs

Regional Employment Is Lower Than the National Average

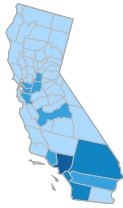
An average area of this size typically has 85,389* jobs, while there are 66,756 here. This lower than average supply of jobs may make it more difficult for workers in this field to find employment in your area.



| Region | 2018 Jobs | 2023 Jobs | Change | % Change |
|--------------------|-----------|-----------|--------|----------|
| ● California | 66,756 | 74,129 | 7,373 | 11.0% |
| ● National Average | 85,389 | 92,125 | 6,736 | 7.9% |
| ● United States | 723,069 | 774,421 | 51,352 | 7.1% |

*National average values are derived by taking the national value for Licensed Practical and Licensed Vocational Nurses and scaling it down to account for the difference in overall workforce size between the nation and California. In other words, the values represent the national average adjusted for region size.

Regional Breakdown



| County | 2018 Jobs |
|---------------------------|-----------|
| Los Angeles County, CA | 19,222 |
| San Diego County, CA | 5,669 |
| Orange County, CA | 5,649 |
| San Bernardino County, CA | 4,052 |
| Riverside County, CA | 3,342 |

Most Jobs are Found in the Nursing Care Facilities (Skilled Nursing Facilities) Industry Sector

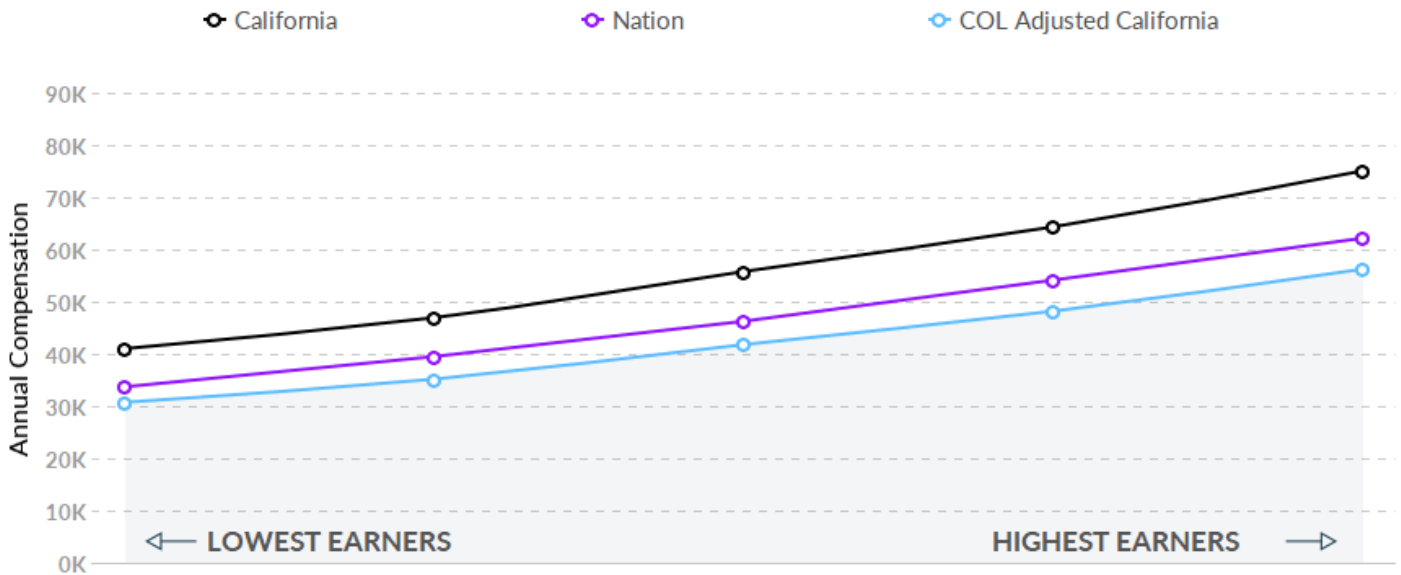


| Industry | % of Occupation in Industry (2018) |
|---|------------------------------------|
| Nursing Care Facilities (Skilled Nursing Facilities) | 28.3% |
| Offices of Physicians | 10.6% |
| Outpatient Care Centers | 9.2% |
| Home Health Care Services | 8.7% |
| Continuing Care Retirement Communities and Assisted Living Facilities for the Elderly | 7.6% |
| General Medical and Surgical Hospitals | 7.6% |
| Other | 28.0% |

Compensation

Regional Compensation Is 21% Higher Than National Compensation

For Licensed Practical and Licensed Vocational Nurses, the 2018 median wage in California is \$55,765, while the national median wage is \$46,238.



Job Posting Activity



48,376 Unique Job Postings

The number of unique postings for this job from Jan 2018 to Dec 2019.



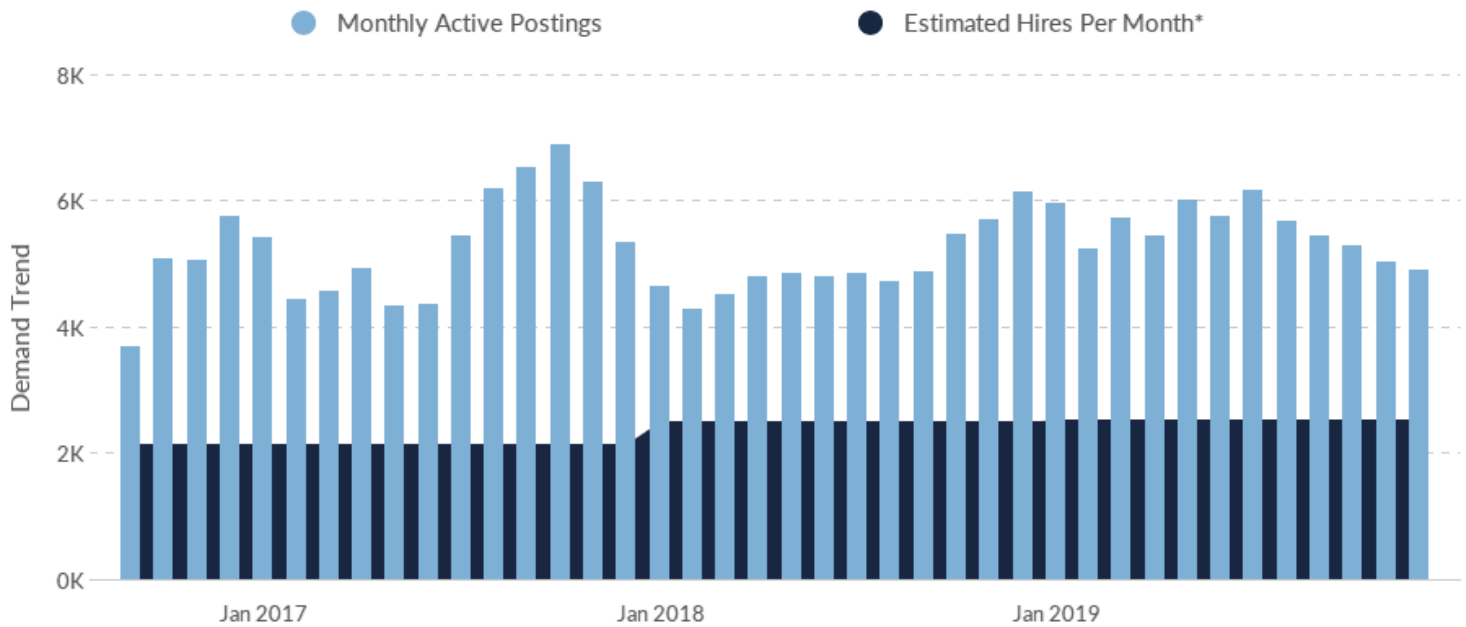
3,283 Employers Competing

All employers in the region who posted for this job from Jan 2018 to Dec 2019.











34 Day Median Duration











Posting duration is 2 days longer than what's typical in the region.



| Occupation | Avg Monthly Postings (Jan 2018 - Dec 2019) | Avg Monthly Hires (Jan 2018 - Dec 2019) |
|---|--|---|
| Licensed Practical and Licensed Vocational Nurses | 5,263 | 2,518 |

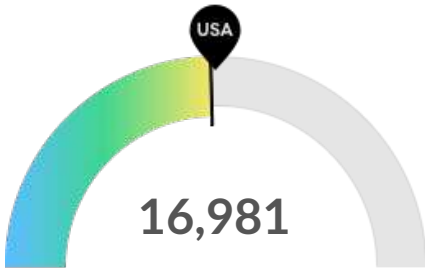
*A hire is reported by the Quarterly Workforce Indicators when an individual's Social Security Number appears on a company's payroll and was not there the quarter before. Emsi hires are calculated using a combination of Emsi jobs data, information on separation rates from the Bureau of Labor Statistics (BLS), and industry-based hires data from the Census Bureau.

| Top Companies | Unique Postings |
|-----------------------------------|--|
| Maxim Healthcare Services, Inc. | 4,407  |
| Maxim Staffing Solutions | 1,437  |
| Kaiser Permanente | 1,303  |
| Sunbelt Staffing, LLC | 1,220  |
| Centra Healthcare Solutions, Inc. | 992  |
| Sunrise Senior Living, Inc. | 846  |
| Accentcare, Inc. | 805  |
| Premier Healthcare Services, LLC | 658  |
| Brookdale Senior Living | 617  |
| Sutter Health | 588  |

| Top Job Titles | Unique Postings |
|--------------------------------------|--|
| Licensed Vocational Nurses (LVN) | 23,830  |
| Licensed Practical Nurses (LPN) | 9,762  |
| Registered Nurses | 1,789  |
| Home Health Nurses | 1,068  |
| School Nurses | 888  |
| Office Assistants | 472  |
| Certified Nursing Assistants (CN...) | 415  |
| Charge Nurses | 384  |
| Family Practice Physicians | 358  |
| Care Managers | 336  |

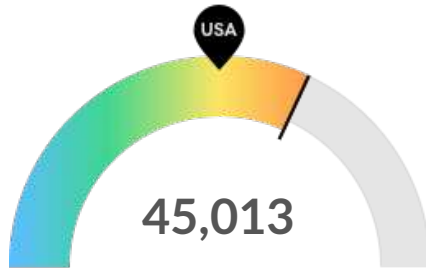
Demographics

Retirement Risk Is About Average, While Overall Diversity Is High



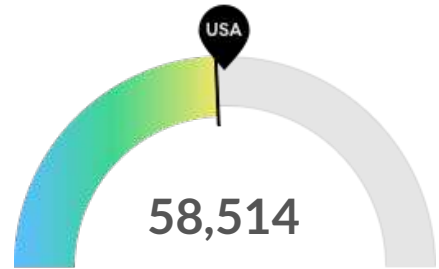
Retiring Soon

Retirement risk is about average in California. The national average for an area this size is 17,368* employees 55 or older, while there are 16,981 here.



Racial Diversity

Racial diversity is high in California. The national average for an area this size is 30,595* racially diverse employees, while there are 45,013 here.

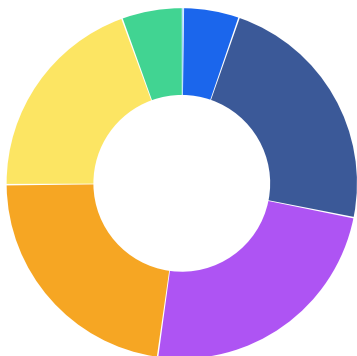


Gender Diversity

Gender diversity is about average in California. The national average for an area this size is 60,871* female employees, while there are 58,514 here.

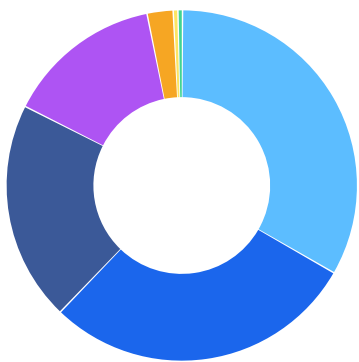
*National average values are derived by taking the national value for Licensed Practical and Licensed Vocational Nurses and scaling it down to account for the difference in overall workforce size between the nation and California. In other words, the values represent the national average adjusted for region size.

Occupation Age Breakdown



| | % of Jobs | Jobs |
|-------|-----------|--------|
| 14-18 | 0.1% | 49 |
| 19-24 | 5.2% | 3,476 |
| 25-34 | 22.8% | 15,394 |
| 35-44 | 24.1% | 16,225 |
| 45-54 | 22.7% | 15,283 |
| 55-64 | 19.6% | 13,200 |
| 65+ | 5.6% | 3,781 |

Occupation Race/Ethnicity Breakdown



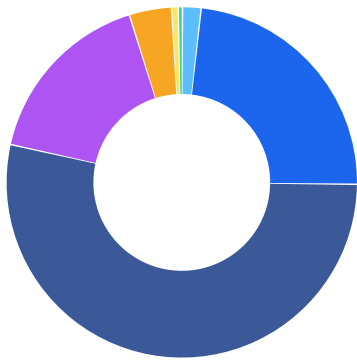
| | % of Jobs | Jobs |
|---|-----------|--------|
| White | 33.2% | 22,395 |
| Hispanic or Latino | 28.9% | 19,473 |
| Asian | 20.3% | 13,657 |
| Black or African American | 14.4% | 9,692 |
| Two or More Races | 2.4% | 1,615 |
| Native Hawaiian or Other Pacific Islander | 0.4% | 291 |
| American Indian or Alaska Native | 0.4% | 284 |








Occupation Gender Breakdown



| | % of Jobs | Jobs |
|---------|-----------|--------|
| Males | 13.2% | 8,894 |
| Females | 86.8% | 58,514 |

National Educational Attainment



| | % of Jobs |
|---|-----------|
|  Less than high school diploma | 1.7% |
|  High school diploma or equivalent | 23.4% |
|  Some college, no degree | 53.3% |
|  Associate's degree | 16.7% |
|  Bachelor's degree | 3.9% |
|  Master's degree | 0.6% |
|  Doctoral or professional degree | 0.4% |

Occupational Programs



4 Programs

Of the programs that can train for this job, 4 have produced completions in the last 5 years.



9,343 Completions (2018)

The completions from all regional institutions for all degree types.



5,757 Openings (2018)

The average number of openings for an occupation in the region is 2,968.

| CIP Code | Top Programs | Completions (2018) |
|----------|--|--------------------|
| 51.3901 | Licensed Practical/Vocational Nurse Training | 4,721 |
| 51.0000 | Health Services/Allied Health/Health Sciences, General | 3,620 |
| 51.3999 | Practical Nursing, Vocational Nursing and Nursing Assistant... | 934 |
| 51.1105 | Pre-Nursing Studies | 68 |

| Top Schools | Completions (2018) |
|---|--------------------|
| Gurnick Academy of Medical Arts | 488 |
| California State University-Fullerton | 485 |
| Unitek College | 475 |
| California State University-East Bay | 454 |
| California State University-Long Beach | 283 |
| California State University-Fresno | 217 |
| Institute of Technology | 217 |
| Trident University International | 208 |
| California State University-Dominguez Hills | 203 |
| Clovis Adult Education | 181 |